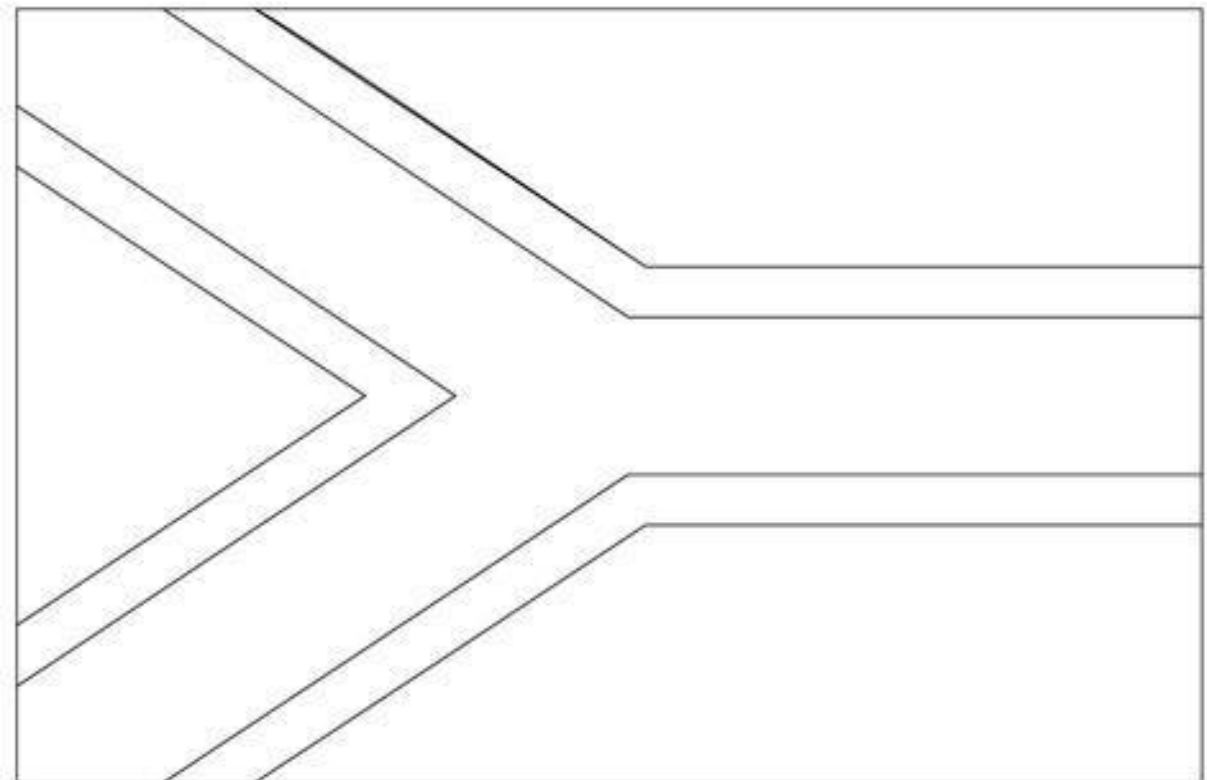


WEEK 1 - SOUTH AFRICA

CULTURAL – MY COUNTRY SOUTH AFRICA

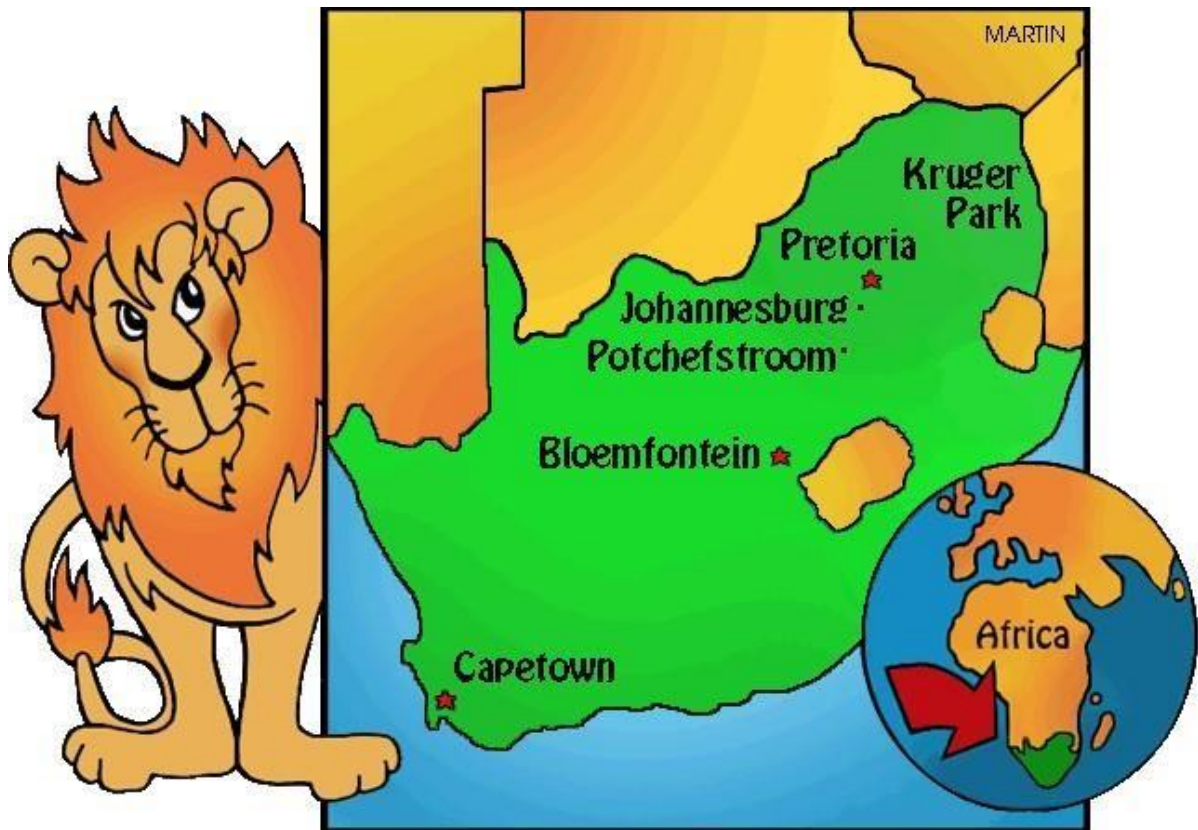
This is the national flag of my country. Did you know that the South African flag is one of the most colourful flags in the world? Help me colour it in. How many different colours are there?



GEOGRAPHY

DURATION: 10 minutes

LESSON 1: Where is South Africa?



Locate South Africa on a world map at the southernmost part of the African continent. The capital city of South Africa is Pretoria. Pretoria's nickname is "The Jacaranda City" due to the many jacaranda trees. The largest city in South Africa is Johannesburg. Most people speak at least two or three languages, one of them is usually English or Afrikaans.

ACTIVITY: Help your child find the town or city where you live. Then identify other towns and cities that they know.

ZOOLOGY

DURATION: 15 minutes

LESSON 2: LEARN ABOUT SOUTH AFRICA'S BIG 5 ANIMALS



South Africa is known for its magnificent Big 5 Animals. Do you know which animals are the Big 5 Animals? They are the elephant, rhinoceros, leopard, buffalo and lion.

ACTIVITY: Animal Puzzles

Search for African animal pictures and backgrounds out of magazines. Cut up each picture into a puzzle. Challenge the children to put them back together.

ELEPHANT:

- When they are hot, elephants flat their ears to keep cool.
- They are the largest animals on land.
- They use their trunks as hands to eat.

RHINOCEROS:

- Rhinoceros means “nose horn” and is often shortened to rhino.
- Rhinoceros have thick, protective skin. • Rhinoceros are often hunted by humans for their horns.

LEOPARD:

- Leopards are part of the big cat family.
- They are nocturnal, sleep in the day, hunt at night.
- They have black markings on their fur called “rosettes” because they look a bit like roses.

BUFFALO:

- True buffalo only live in Asia and Africa.
- Both male and female buffalo have horns.
- Buffalo’s also have a large hump on its back.

LION:

- The lion is considered the king of the animals.
- The females do the hunting and bring food to the male.
- Male lions have manes.

BOTANY

DURATION: 15 minutes

LESSON 3: LEARN ABOUT SOUTH AFRICA'S NATIONAL FLOWER




The South African national flower is the KING protea. They can be pink or crimson-coloured and surrounded with large, stiff, petals-like leaves. It is called the king protea because of its resemblance to a crown.

The flower appears on South African birth certificates and passports, as well as on the South African 5-Rand coin, and the Proteas, South Africa's cricket team.

ACTIVITY: The parts of a flower craft



Parts of a Flower Craft



CULLINARY SKILLS

DURATION:

LESSON 4: Let's make some African inspired dishes



Nutty Bananas

Let the children enjoy this fun snack, which combines two favourite African foods– bananas and peanuts(groundnuts). Make a mixture of finely chopped or grated peanuts, wheat germ and cinnamon. Place small amounts of the mixture on paper plates and give each child one half of an unpeeled banana. To eat, have the children gradually peel their bananas and dip them into the nut mixture before taking each bite. You could substitute grape nuts cereal for the peanuts.



Or you could have a traditional African braai instead!

SENSORY PLAY

DURATION: 15 minutes

LESSON 5: Sensory Animal Play



HIDE THE ANIMALS

AN EASY TODDLER ACTIVITY



Movement

DURATION: 10 minutes

LESSON 6: Simon Says

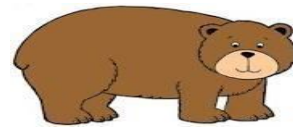
Ideas:

- Call out animal names and ask students how they move.
- Discuss various animals with your students using silly questions. Does a monkey fly? Does an elephant slither?
- Make an animal noise and ask children to name that animal.
- Call out animals and ask children to demonstrate the movement of those animals while making the noise of that animal when possible. For instance, you may call out "butterfly" and they can flap their arms for wings, but will not be able to make the butterfly noise.

Simon Says



FROG JUMPS Hop, hop, hop! Up and down like a frog



BEAR WALK With your hands and feet on the floor, hips high, walk left and right



STARFISH JUMPS Jumping jacks as fast as you can with arms and legs spread wide.



DUCK WADDLE Squat, tuck your hands into your armpits to make "duck wings," and flap your arms as you walk



DONKEY KICKS Start by getting on all fours. Then simply kick your legs out and up.




FLAMINGO HOPS Stand on one leg, hop, and then land one legged on the opposite leg


LITERACY AND NUMERACY


DURATION: 15 Minutes


LESSON 7: Complete the activities below


Printables will be made available as attachments

 = _ _ e e

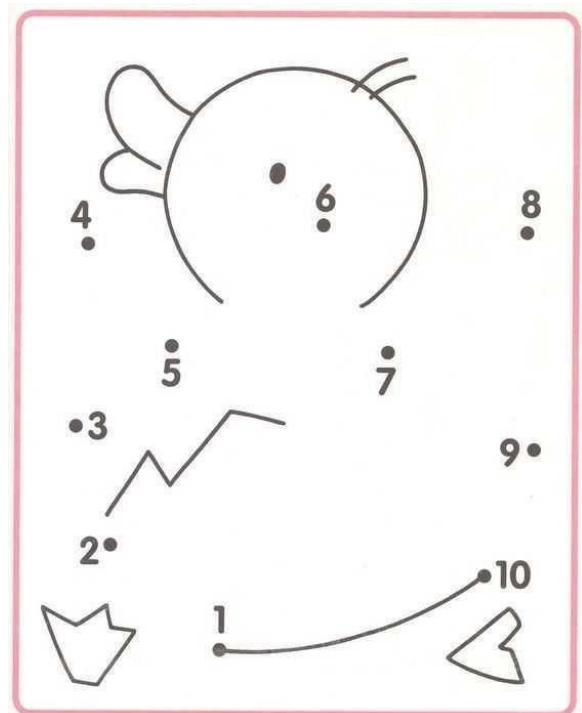
 = _ _ u t t e r f l y

 = _ _ n a i l

 = _ _ p i d e r

 = _ _ r a g o n f l y

 = _ _ a d y b u g



Storytelling

Teacher Zainab will be conducting storytelling time at 12:30 on Thursdays on Zoom.

Zoom Details will be confirmed.

South African Anthem:

<https://www.youtube.com/watch?v=NBKjWRjwMkY>

Other reading material has been attached to this email for your child's use

READ ON ABOUT A CURIOUS BABY ELEPHANT.



This tale tells us the story of how elephants got their long trunks.

http://www.digitalclassroom.co.za/digitalclassroom/images/african-storybooks/English/curious_baby_elephant_landscape.pdf

Supplies and Materials required for activities:

1. South African Flag Printable
2. Pencil Colours
3. Map or globe – Google Maps and Google Earth
4. Magazine
5. Scissors
6. White Board or paper
7. Yellow and green coloured paper
8. Paper cupcake cup
9. Seeds (optional)
10. Bananas
11. Nuts
12. Cinnamon
13. Rice
14. Animal Figurines (small)
15. Cupcake tray
16. Bucket (large)
17. Literacy Printable
18. Numeracy
19. Pencil and Pen